

The Bina™ blouse


binabrianca.com



1. Facing The Bina™, put your arms through the slits




2. Pull both sides of the fabric up over your shoulders




3. Take the furthest ends and cross them behind your back, wrapping them forward and around you



4. Snap the two ends together at the waist



5. Repeat by taking the remaining two ends and cross them behind your back, wrapping them forward and around you



6. Snap the two ends together and connect all of the snaps together. Gently pull and drape neckline to cover snaps.



You've just learned how to make a gorgeous blouse